

# MODERN & TRADITIONAL TIMBER GATES

*Heritage*  
GATES

*... a gate to  
somewhere special ...*



Heritage, Country & Classic  
Selections

EDITION 2



# Heritage Gates and Fences

## INTRODUCING OUR MODERN AND TRADITIONAL TIMBER GATES

Welcome to Heritage Gates & Fences "Heritage, Country & Classic" Selections of solid timber gates and fences.

We are very proud to present these superior hand-crafted products for your appreciation, with the choice of these three exciting ranges;

- Heritage Selection, Pgs 2-13
- Classic Selection Pgs 16-18,
- Posts & Hardware Pg 20
- Country Selection, Pgs 14 & 15
- Guarantee Pg 19

Heritage Gates & Fences evolved from a family owned Construction Company that discovered the glaring need for quality gate and fence solutions nationwide, with our designs and manufacturing methods being proven over many years.

A gate from any of these selections will enhance the street appeal of your home, preserve your privacy and protect your assets. It is the most gracious way to keep pets and children in and roaming animals out and will add capital value to your property.

All designs can be supplied as single or double swing gates, or single and double sliding gates for pedestrian or vehicle access with matching fence panels. They are constructed to suit your specific site either with a contoured lower and/or upper edge to accommodate a sloping driveway / fence line or to suit a level site.

All gates and fences can be supplied with finished coatings: Pine primed or 4 coat spray paint finish, Cedar stained or 5 Coat spray paint finish for dark colours (refer page 19 for details) or supplied natural for you to finish. Gates can be freighted to you anywhere nationwide at standard rates. Optional anti-graffiti coatings available on request.


If you require a metal/aluminium style gate, these are also available in our "Euratec" selection. For a free complementary information package on these designs call one of our team on 0800 428 379 or visit [www.euratec.co.nz](http://www.euratec.co.nz)

Enjoy your Heritage Experience and we look forward to working with you on your project in the near future.

*Graham, James & David Cox*

## Mission Statement

To provide our customers with superior handcrafted products that will enhance the value of their property.



Mortise and tenon joints  
– stress tested for centuries.



T/G&V – tongue, groove and vee  
– only nature does it better.



*Heritage*  
GATES

## HERITAGE SELECTION

- Heavy Duty ex100x75mm (90x70mm) frame, dressed & sanded.
- H3.2 treated Radiata Pine or Western Red Cedar.
- Kiln Dried for consistency in dryness.
- Clears (knot free) timber.
- Very strong Mortise & Tenon Joints (see drawing to the left).
- Waterproof structural adhesives
- Tongue/groove & vee (TG&V) ex100x25mm (90x19mm)
- 5 Year Guarantee (refer page 19)
- All designs suitable for automatic openers.



The elegant Albury design from the turn of the last century complements the villa or the modern colonial style home perfectly. Here shown with ball caps and ex 150x150mm laminated posts and the fence panels have shaped top rails. Heavy duty 28mm dowels for strength and durability.



The Bexley is similar to the Albury, but is lighter and simpler because it doesn't have the arch at the bottom. This gate is hung on ex 300x300mm feature posts using black hardware. The posts are topped by Replica Plain Caps.



The stately character of the Parkbury made it the natural choice for the entrance to this park. The openness of gate design invites the visitor into the park and the picket fences screen the view enticingly. Made with 28mm dowels and the top rail has a dramatic 300mm rise!



The Chelsea evokes the elegance of the dowel gates in a simplified form. The straight rails make it a very price competitive gate. This gate has black hardware and is hung from ex 200x200mm laminated posts with Replica Plain caps.



The Oxley always impresses with its craftsmanship and attention to detail. This pair is fittingly framed by a pair of ex 300x300mm feature posts with the letterbox built into the right-hand post. Hung using understated white hardware.

## Bexley



## Parkbury



## Chelsea



## Oxley



Heritage  
GATES

# Denbigh



The Denbigh is a timeless design for homes of any period – heritage to modern. It is particularly suited for modern homes when constructed from cedar and lightly stained.

# Enderby



Clean, simple lines and pleasing fretwork detailing make the Enderby a great design choice for a property with an understated elegance, whether classic or modern. Light and open at the top but with a semi-closed lower half it will efficiently constrain medium sized pets.

# Fernley



The Fernley's arch and "keystone" features uniquely complement the style of the Californian bungalow. This one is set up as a sliding gate matched with a swinging pedestrian gate.

# Queensleigh



The Queensleigh is a design that will complement any era or style of home, with its hit and miss palings and springing arches, giving it an appealing finish. Constructed in Cedar and finished with 5 coat spray paint finish for dark colours.



The curved top rail gives the Guernsey its distinctive look. This one has been upgraded to T/G&V and constructed in Cedar & finished with a 5 coat spray paint finish for dark colours.

## Guernsey



This Halsey has also been upgraded to T/G&V. Both the Guernsey and the Halsey would normally be supplied with ex 100x25mm palings with a 10mm gap. This gate has been stained a light honey colour.

## Halsey



Designed for those who have a low fence. Shown here finished with a light stain.

## Berkley



The ever popular, crisp and neat Picket gate and matching fence panels will enhance any property. The Heritage Picket gate shows a sweeping curve from gatepost to gatepost with shaped top rails. Laminated ex 150x150mm posts and Replica Plain Caps.

## Heritage Picket




# Sunbury




The Sunbury is a very solid design with ex100 x 25 TG&V at the bottom and 40 x 40mm vertical battens in the top. The gates above are hung on Ex300x300 Manhattan feature posts with matching Sunbury fence panels.

# Westbury



The clean simple lines of the Westbury give it a very impressive finish for the modern or traditional home. Shown here (on a villa) as a single swing gate, set up with automatic opener.

# Heartley



The Whitby presents a contemporary and classy appeal. The bottom panels are T/G&V and the top rail is supported by 40 x 40mm vertical battens.

# Whitby





The Coventry continues the tradition of solidity married to elegance. The bottom panels are T/G&V and the sweeping 300mm rise in the top rail is supported by 28mm dowels.

## Coventry



The Courtney's curved top rail gives an inviting atmosphere to the entranceway. T/G&V with 28mm dowels makes a very substantial gate, here hung on ex 300x300 feature posts with Replica Plain caps and with matching fence panels supported by ex 200x200 feature posts.

## Courtney



These Dempsey gates, leading into a private school, were chosen for solidity, security and elegance. They have been fitted with special hinges which allow them to be opened a full 180° against the wall. T/G&V at the bottom and ex 100x25mm palings with a 20mm gap at the top.

## Dempsey




The Dundee presents a contemporary and classy appeal. The bottom panels are T/G&V and the top rail is supported by ex100 x 25 palings with a 20mm gap.

## Dundee




Heritage  
GATES

# Thorley



The Thorley is a solid, chunky gate, with T/G&V in the bottom panel and 60mm turned spindles in the top. Shown here with galvanised hardware and a black ringlatch. Note that the gate in this photo has non-standard style horns.

# Bentley



The Bentley gates shown here complement the simplicity of its adjoining fence, by creating a drawing appeal to the property with its curved top rails, yet creating privacy.

# Banbury



Privacy with style! The soaring top rail and the asymmetrical division set this gate apart. Constructed in Cedar & finished in a 5 coat spray paint finish for dark colours.

# Willoughby



The Willoughby design lends itself to both tall or low fence heights. Shown above in Cedar with a light stain creates a statement to this property, while the gates on the right give privacy, and are finished with our standard four coat spray paint finish in white.







The Manley gate is a universal favourite. It has T/G&V panels and an arch on both sides. Shown here in Cedar, set up on 300x300 feature posts, with Automatic openers.




## Manley



T/G&V is standard with the Ingleby gate, creating privacy with flair. The gates shown here have been mounted between concrete pillars.

## Ingleby




## Yorkley




The diagonal T/G&V of the Moreleigh design is enhanced by its rectangular frame. Shown above as a single sliding gate in Cedar and on the left as a pedestrian gate.

## Moreleigh




# Newbury




# Stockleigh

(Ex 100x25 T/G&V)




# Staveley

(Ex 150x25 T/G&V)



# Ormesby



Heritage  
GATES



The ultra-simple lines of the Newbury gate are particularly suited to the urban environment. This stained Newbury (above) has been set up as a sliding gate. This design has been manufactured in sizes up to 6.6m wide. The picture on the right, illustrates the pedestrian gate and matching fence panels.



The ultra clean lines of the Stockleigh & Staveley designs are enhanced by the horizontal T/G&V palings. The Stockleigh design shown above in white, gives a good contrast with it's surrounding black pillars and fence. Note the keypad/intercom for controlled access and opening.

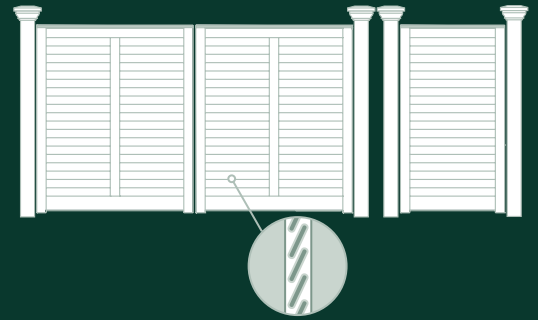


The horizontal lines of the Ormesby design is enhanced by a 10mm gap between each paling. Shown here as a sliding driveway gate, with a contoured lower edge and pedestrian access gate.



The freshness of the Woodbury (louvre design) shown here, is enhanced by the richly stained Cedar and natural stone pillars. This design lends itself to any style of home or apartment. Note the unequal pair of gates, for easy pedestrian access.

# Woodbury



## HERITAGE FENCE PANELS



This Denbigh pedestrian gate is graced by it's matching fence panels either side. Note the pyramid caps on the gate posts with the fence posts cut to a square pyramid.



These Fernley gates and matching fence panels add charm to the whole frontage of this property. The ball caps create a statement to the entranceway, also note the round tops to the posts on the fence panels.

### Albury and Bexley



### Denbigh







### Enderby



### Fernley



Heritage  
GATES



These black spray painted cedar Queensleigh sliding gate and fence panels look stunning with contrasting cream posts.



These Sunbury gates and matching Heartley fence panels add to the grandeur of this stately Bungalow.



This Dundee pedestrian gate is enhanced by the straight top rail of its matching fence panel, creating a lovely private backyard.




These T/G&V fence panels shown here are supported by ex150x150mm laminated post and topped off with contemporary plain caps. This is enhanced by our standard 4 coat spray paint finish in white.

Woodbury



TG&V



## Custom & Design


Heritage Gates offer a full custom design and build service, with gates being built to your design or ours. Talk with one of our team today to discuss your requirements.





# THE COUNTRY SELECTION



## Westerner



## Prairie



## COUNTRY SELECTION FEATURES

- Heavy Duty ex100 x 75mm (90x70mm) frame, dressed & sanded.
- H3.2 treated Radiata Pine or Western Red Cedar.
- Kiln Dried for consistency in dryness.
- Clears (knot free) timber.
- Very strong Mortise & Tenon Joints
- Waterproof structural adhesives.
- 5 Year Guarantee (refer page 19).
- All designs suitable for automatic openers.



The Westerner shown here, graced by its curved top rails gives a warm drawing effect to any property.




The Prairie is the premier gate in the Country Selection with all rails, stiles and verticals stop-chamfered. Shown here with matching fence panels, this design blends well in a rural or urban setting.

Heritage  
GATES



The Rancher is shown (above) as an unequal pair, but works just as well as a double driveway equal pair (below). Distinctive and strong, it is a great country gate where looks are as important as functionality.


# Rancher



# Pioneer



# Settler



The style is traditional, the manufacturing even more so. With precise joinery and strong mortise and tenon joints, this gate was designed for stability and will endure for many years.


# THE CLASSIC SELECTION



## CLASSIC SELECTION SPECIAL FEATURES


- Strong ex100x50mm (90x45mm) frame, dressed & sanded.
- H3.2 treated Radiata Pine or Western Red Cedar.
- Kiln Dried for consistency in dryness.
- Clears (knot free) timber.
- Very strong Mortise & Tenon Joints
- Waterproof structural adhesives.
- Tongue/groove & vee (TG&V) ex100x25mm (90x19mm).
- 5 Year Guarantee (refer page 19).

## Boston



The Boston is one of our most versatile designs, suited to both modern and heritage homes. This gate is shown with ex 150x150mm laminated posts and Replica Ball Caps. 25mm dowels, ex 100x25mm pailings, ex 150x25mm fretwork, shown with full spray paint finish.

## Lincoln



The Lincoln displays a strong traditional character and is sought after for traditional homes. Shown here in full paint finish on ex 150x150mm laminated posts with Replica Plain Caps. Note the black hardware.

## Classic Picket



The traditional picket gate has been a firm favorite with generations of home owners. Keeps even very small pets inside. Shown with Replica Pyramid Caps and matching fence panels.


Heritage  
GATES






Privacy and security are ensured by a 1.8m tall solid timber gate.

## Cromwell




The McKenzie is shown here hung on round topped posts. You can choose between square, round or pyramid topped posts. Note that the bottom of the gate is contoured to follow the slope of the driveway and has non standard 5mm gap between palings. The Cedar pedestrian gate on the right is shown with T/G&V.

## McKenzie



Canterbury-the warmth of this Cedar gate off-sets the stone wall.

## Canterbury




An eyecatching Milford, fully spray painted with black hardware.


## Milford




# Tasman



# Haast



# Wanaka



The Tasman here, mounted between block pillars, gives privacy yet style with TG&V infill in the bottom section and 40x19mm verticals in the upper section.




The Wanaka shown here gives a solid, substantial look with turned spindles in the top.

## CLASSIC SELECTION FENCE PANELS

### Boston



### Lincoln




### Picket




Classic Selection fence panels are available in all designs. They have ex100 x 25mm TG & V Palings as standard, except the Boston. The Canterbury & Milford fence panel can be teamed with most gate designs for security & elegance.


### Cromwell & McKenzie




### Canterbury & Milford



### Haast & Tasman



### Wanaka



Heritage  
GATES

# General Information

Heritage Gates & Fences is dedicated to providing their customers with superior handcrafted timber products that will enhance the value of their property. Heritage Gates ensures that the best materials possible are used in the manufacture of their gates, with each piece of timber being carefully hand selected. Timber is a natural product, and this means that there is not one piece of timber ever the same.

## DIMENSIONAL CHANGE

Timber is hygroscopic (absorbs moisture from the atmosphere) and will take up and release moisture until it reaches an equilibrium moisture content with it's surrounding environment. During this ongoing process the timber will expand and contract, thus some dimensional change will occur. This will be minimised by the application of a quality paint system.

## RESIN & TANNIN BLEED

These are two naturally occurring characteristics of timber; they will not affect the durability or performance of your product. However the application of a suitable sealer or primer will help to block these.

## STORAGE

All gates & fence panels should be stored in an upright position and protected from the weather before full protective coatings are applied and installed.

## PROTECTIVE COATINGS

All products must have protective coatings applied before being exposed to the weather. We recommend that you paint your gates with a 4 or 5 coat system using colours above 60% light reflectance value (LRV), and carefully follow the coating manufacturers application instructions. For data sheets on 'Heritage Gates Paint System', call 0800 428 379.

## PRIMED ONLY

If products are supplied in their 'primed' state it is imperative that full protective coatings are applied before being exposed to the weather.

## INSTALLATION

It is recommended that installation is undertaken by an authorised installer, or in accordance with Heritage Gates simple step by step installation guide. It is important that adequate size posts and hardware are used. If unsure, or for your nearest agent/installer call 0800 428 379.

## AUTOMATIC OPENERS

If you are installing automatic gate openers, please consult Heritage Gates on the suitability of hardware and automatic actuator before installation.

## MAINTENANCE & CARE

To help you get the best from your gates & fences, it is important that regular maintenance is undertaken. Airborne contaminants including salt deposits, which settle on your products, can attack the surface and cause premature breakdown. Heritage Gates recommends that at a minimum, on an annual basis the surfaces are cleaned down with a washing agent, or as per coating manufacturers specifications.

## DISCLAIMER

Although every effort has been made to ensure the information in this brochure is accurate, no responsibility is accepted for any errors or omissions in this brochure, nor for any specifications or work based on this information.

# Guarantee

We guarantee that all our products are manufactured from quality materials and with quality workmanship, and that they are free from defects which would render them unsuitable for the purpose for which they were manufactured.

Heritage Gates and Fences provide a five year guarantee from the date of manufacture, provided protective coatings with a minimum light reflectance value of 60% are applied prior to the product being exposed to the weather. The guarantee expressly excludes defects that have arisen as a result of vandalism, fair wear and tear and climatic conditions.

If a gate is to be automated, the hardware must be approved by Heritage Gates in advance. This guarantee does not cover damage done to the gate by inadequate or inappropriate hardware.

This guarantee applies to the manufactured product alone and does not cover any consequential loss such as repainting or rehanging. The maximum claim allowable would therefore be freight free replacement with product identical to that which was originally dispatched from our establishment.

# Posts, Post Caps & Fittings



ex 200x200



ex 125x125



ex 150x150



ex 100x100

## Why is a LAMINATED POST better than a solid timber post?

- **H5 CCA POSTS ARE TREATED PRIOR TO MANUFACTURING.** This gives better treatment penetration as the timber dimensions are smaller.
- **STRONGER THAN SOLID TIMBER.** Laminating gives added strength, consistent every time.
- **STABLE.** Laminated posts do not warp or twist.
- **MANUFACTURED TO STRUCTURAL STANDARDS.**

## Feature Posts



Brooklyn Post

Manhattan Post

## Replica Post Caps

The moulding of the Replica Caps is mitred around the top of the post and can be custom made to fit different sized posts

### Replica Post Caps 45 Series




### Replica Post Caps 90 Series



## Contemporary Post Caps

The moulding of the Contemporary Caps is mitred around the top of the post and can be custom made to fit different sized posts.

Caps for posts 100mm



Caps for posts 125mm and larger



## Classic Post Tops

Classic Tops are fixed on top of 100x100mm or 100x75mm posts with the Plain & Pyramid tops also available for 125x125 or 150x150mm posts.



## Hardware

Available galvanised or powder coated in black or white. For our full range of hardware send for our catalogue now.

250,350 & 500 mm Hinge Strap

Self-Lubricating Nylon Insert

Plate Gudgeon

Snap Latch

Through-Post Gudgeon

Loop Latch

Ring Latch

Pad Bolt

Cane Bolt

Lever Latch for Super Single Gates

Pedestrian Gate Stop

\* Pictures are not to scale. Please call Heritage Gates for measurements & specifications

## Heritage Gates & Fences - Modern & Traditional Timber Gates

370 Heads Road, Wanganui. PO Box 4142 Wanganui 4501, **FREEPHONE 0800 428 379**, Ph: (06) 344 6700, Fax: (06) 344 6793, Email: enquiries@heritagegates.co.nz

DISTRIBUTORS STAMP